
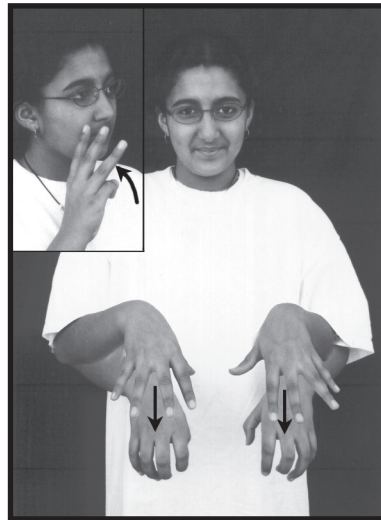


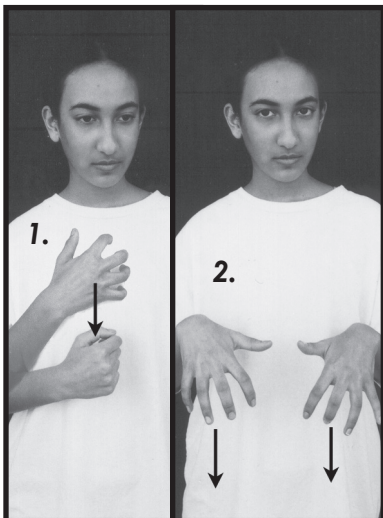
APPENDIX 7-D

Sign Language**Weather****Ice, Freeze**


Hold both hands in front of the chest with the palms facing down. While moving hands down a few inches curl fingers into the palms and make hands rigid.

**Rain**


With middle three fingers pointed up, touch index finger to mouth several times (sign for water). Then beginning with the hands in front with palms down, move them down slightly while wiggling the fingers.

**Snow**

With the right hand grasp at the chest and move the hand slightly down and forward, bringing fingers and thumb together. Then place hands palms down in front of chest and move them down while wiggling fingers.

**Lightning**

With the right index finger pointed up to the sky, make downward jagged movements, to mimic a lightning bolt.


**Thunder**

With the right index finger, point to the bottom of the right ear, then hold both hands in fists and alternately move them forward and backward in front of the stomach with forceful action.

**Sun**

Point the right index finger up and forward, just above the head and make a clockwise circle.

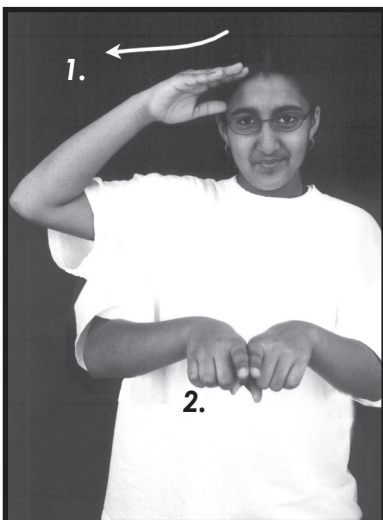
APPENDIX 7-D

Family**Mother**


Touch right chin or cheek with right thumb, with open palm. The fingers may wiggle a bit.

**Father**

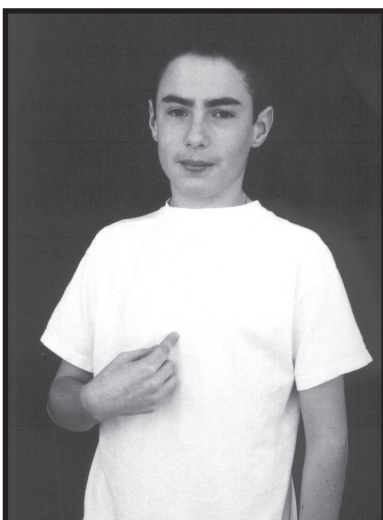
Touch the forehead with the right thumb, with open palm. The fingers may wiggle a bit.

**Brother**

As if gripping the bill of a hat, move right hand to forehead and then out to meet the other hand with both index fingers pointed.

**Sister**

With the right fingers curled into the palm and the thumb touching just below the ear, move thumb down to chin and then out to meet the other hand with both index fingers pointed.


**Me**

With the right hand, point the index finger toward the chest.


**Baby**

Line up the opposite hand to elbow as if cradling a baby and rock the arms sideways.

APPENDIX 7-D

Travel**Airplane/Fly**

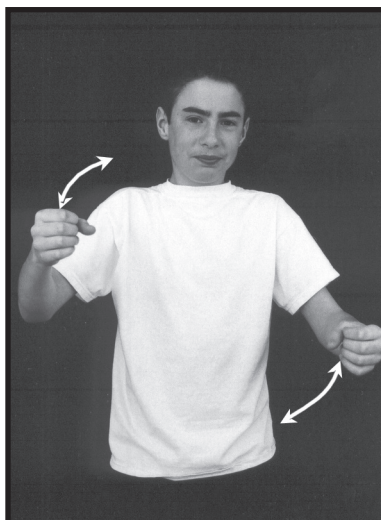
Curl the two middle fingers into the palm and face the palm down. With the index and little fingers pointed, make a sweeping motion forward and up.

**Boat**


Cup both hands together and move the hands forward in a wavy motion.

**Train**

With the palms down, rub the index and middle fingers of the right hand against those of the left hand back and forth several times.

**Car**

With both hands, grip an imaginary steering wheel and turn it back and forth.

**Camera**

Place both hands near the face with the index finger and thumb sticking out. With one hand raise and lower the index finger.

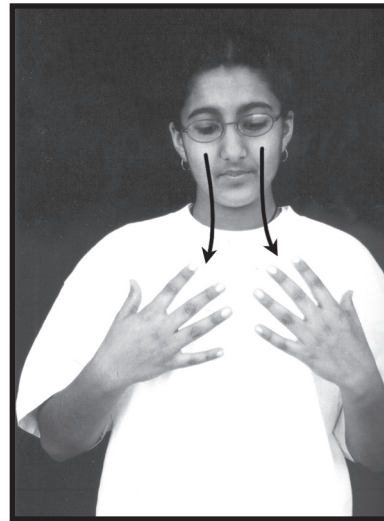
**Suitcase**

With the right hand grip the imaginary handle of a suitcase.


APPENDIX 7-D

Feelings**Happy**


Move both hands in forward circles, up and away from the body, touching the chest as they go around.

**Sad**

With head bent forward slightly, draw hands, palms facing in, down the length of the face.

**Angry**


With hands curled in, place fingertips against the stomach and, in a forceful motion with a slight inward curve, draw the hands up to the chest.

**Proud**

With the thumb straight out, fingers curled in, and palm facing down, place the thumb of the right hand against the chest and move the hand up.


**Jealous**

Place the tip of the right little finger at the corner of the mouth and twist to the front.

**Lonely**

With the palm facing left, hold the right index finger in front of the lips. Move the index finger down and up across the lips a few times.

APPENDIX 7-D

Sports**Baseball**

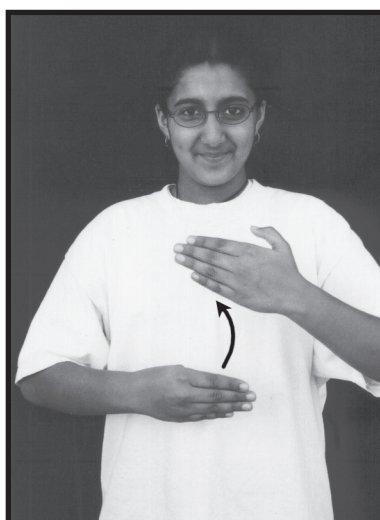
Position the right hand above the left as if holding a baseball bat. Swing them together from the right side to the centre of the body.

**Fishing**

Place the left hand above the right as if holding a fishing rod. Sweep the hands swiftly up and back from the wrist.

**Swimming**

With the hands facing down and fingers together, touch the insides of the hands together, on a slight inward angle. Push the hands forward and then out to both sides.

**Soccer, Kick**

With both palms flat and facing the chest, sweep the right hand up to strike the little finger of the left hand.


**Volleyball**

Hold both palms facing forward and at head level. Move the hands forward and up.

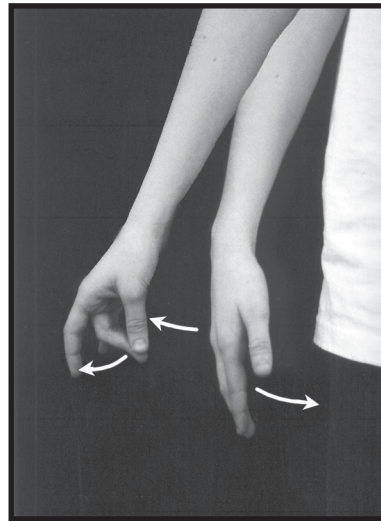
**Hockey**

With the left palm flat and facing up, brush the knuckles of the right index finger across the left palm several times.


APPENDIX 7-D

Animals/Pets**Cat**

With the index finger and thumb pressed together and placed under the nose, pull hands away from each other, as if tracing the path of whiskers. This can also be done with only the right hand.

**Dog**


Slap the right hand flat against the right leg and then snap the right middle finger.

**Bird**

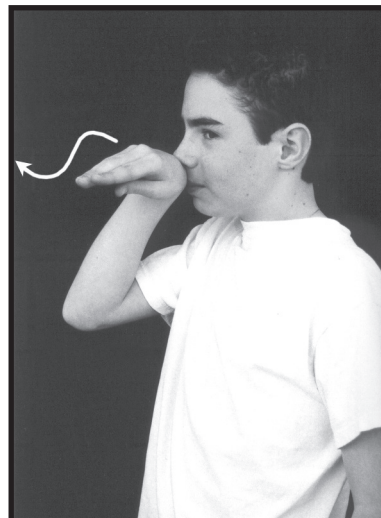
Place right hand at right side of mouth with index finger and thumb pointing forward. Close and open the fingers several times.

**Bear**

With the arms crossed across the chest, curl fingers in towards the body and make a few downward and inward clawing motions with both hands.

**Tiger**

Hold hands in front of face with elbows out and fingers slightly curved. Pull hands apart sideways while curling the fingers in toward the palms. Do this several times.

**Elephant**

With the fingers and thumb of the right hand pressed together place the back of the hand in front of the mouth. Lead with the fingers in making an S-like motion away from the face.